




300W PRO Full Spectrum LED



2.5 $\mu\text{mol}/\text{J}$
Fixture Efficiency

750 $\mu\text{mol}/\text{s}$
Total Output

More flower, less power

LED lighting technology has evolved leaps and bounds over the past few decades. As the technology has progressed, so have grower's expectations on performance. With a full-bodied PAR spectrum output and a high total output, the DAYLIGHT 300W LED PRO Grow Light ensures growing with LEDs will impress even the most staunch HPS supporter.



DAYLIGHT LED 300W PRO | Key features

- ✓ Full spectrum light output
- ✓ LUMLED LED chips
- ✓ Ideal for up to a 1m x 1m area
- ✓ No LED covers: Clear glue diode protection for maximum output and efficiency
- ✓ IP65 ingress protection: Water resistant
- ✓ Remote dimmer included: 25%-50%-75%-100% power
- ✓ Controllable: via iLink cables and DAYLIGHT Lighting Controller
- ✓ Enhanced flowering with added red light, including Far-Red components
- ✓ Cool running
- ✓ Energy efficient, low heat output
- ✓ No fans or moving parts, silent running
- ✓ Outstanding uniformed light coverage
- ✓ Enhanced light penetration
- ✓ One person assembly
- ✓ 50'000 hour lifespan
- ✓ Plug and play
- ✓ Dimensions: 564.8mm x 564.8mm x 68.4mm
- ✓ Easy to use heavy duty hanging brackets
- ✓ Lightweight slimline design
- ✓ Easy clip on bars





300W PRO Full Spectrum LED

Efficiency Data

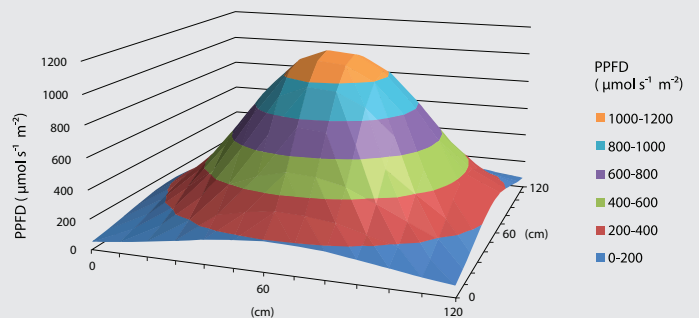
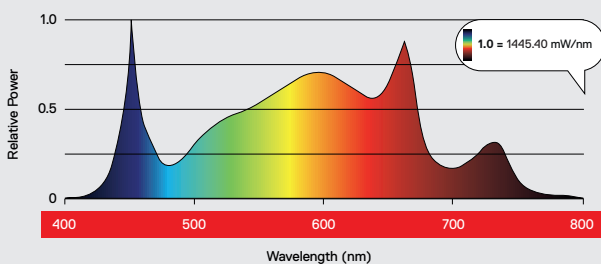
PPF ($\mu\text{mol/s}$) (Tested at 25°C)	Fixture efficiency using input power (300W) ($\mu\text{mol/J}$)	Fixture efficiency using LED power (190W) ($\mu\text{mol/J}$)	Average LED efficiency ($\mu\text{mol/J}$)	LUMLED white LED chip efficiency ($\mu\text{mol/J}$)	LUMLED red LED chip efficiency ($\mu\text{mol/J}$)	Far-Red LED Chip Efficiency ($\mu\text{mol/J}$)
750	2.5	2.6	2.9	2.85	3.6	2.35

Product Data

Product Code	Dimensions (mm)	Net Weight (kg)	Gross Weight (kg)	Input Current at 230V (A)	Input Power (W)
MBDLLED300PRO	564.8 x 564.8 x 68.4	5.5	6.8	1.45	300

Supply Voltage (V)	Supply Frequency (Hz)	Power Factor	IP Rating	Life Span (hours)	Light Angle (°)	Working Temperature (°C)
230	50/60	≥ 0.95	IP65	> 50,000	120°	-10 to +40

Graphs & Charts



Discover the full DAYLIGHT LED Range:

www.growwithdaylight.co.uk

60W (Far Red, UVA, UVA and B), 100W, 200W, 200W PRO, 300W, 300W PRO
480W, 480W PRO, 660W, 660W PRO, 1030W & 1030W PRO