




# 200W PRO Full Spectrum LED



**2.5**  $\mu\text{mol}/\text{J}$   
Fixture Efficiency

**500**  $\mu\text{mol}/\text{s}$   
Total Output

## More flower, less power

LED lighting technology has evolved leaps and bounds over the past few decades. As the technology has progressed, so have grower's expectations on performance. With a full-bodied PAR spectrum output and a high total output, the DAYLIGHT 200W LED PRO Grow Light ensures growing with LEDs will impress even the most staunch HPS supporter.



## DAYLIGHT LED 200W PRO | Key features

- ✓ Full spectrum light output
- ✓ LUMLED LED chips
- ✓ Ideal for up to a 0.8m x 0.8m area
- ✓ No LED covers: Clear glue diode protection for maximum output and efficiency
- ✓ IP65 ingress protection: Water resistant
- ✓ Remote dimmer included: 25%-50%-75%-100% power
- ✓ Controllable: via iLink cables and DAYLIGHT Lighting Controller
- ✓ Enhanced flowering with added red light, including Far-Red components
- ✓ Cool running
- ✓ Energy efficient, low heat output
- ✓ No fans or moving parts, silent running
- ✓ Outstanding uniformed light coverage
- ✓ Enhanced light penetration
- ✓ One person assembly
- ✓ 50'000 hour lifespan
- ✓ Plug and play
- ✓ Dimensions: 530.2mm x 530.2mm x 68.4mm
- ✓ Easy to use heavy duty hanging brackets
- ✓ Lightweight slimline design
- ✓ Easy clip on bars





# 200W PRO Full Spectrum LED

## Efficiency Data

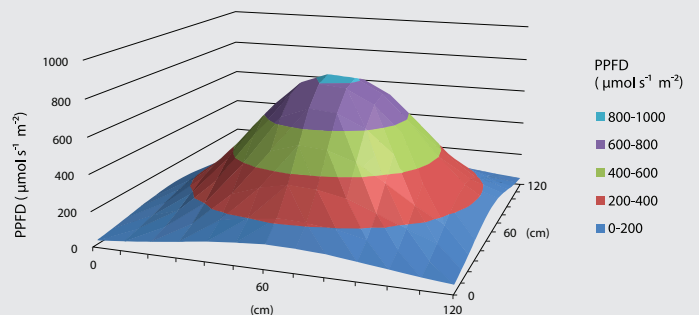
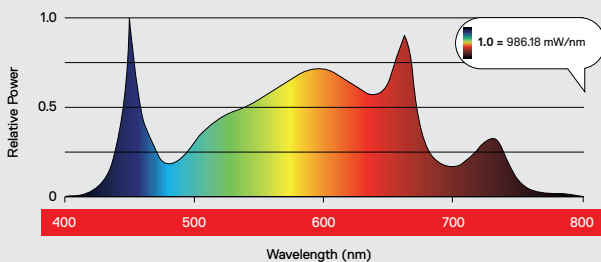
PPF ( $\mu\text{mol/s}$ ) (Tested at 25°C)	Fixture efficiency using input power (200W) ( $\mu\text{mol/J}$ )	Fixture efficiency using LED power (190W) ( $\mu\text{mol/J}$ )	Average LED efficiency ( $\mu\text{mol/J}$ )	LUMLED white LED chip efficiency ( $\mu\text{mol/J}$ )	LUMLED red LED chip efficiency ( $\mu\text{mol/J}$ )	Far-Red LED Chip Efficiency ( $\mu\text{mol/J}$ )
<b>500</b>	<b>2.5</b>	<b>2.6</b>	<b>2.9</b>	<b>2.85</b>	<b>3.65</b>	<b>2.37</b>

## Product Data

Product Code	Dimensions (mm)	Net Weight (kg)	Gross Weight (kg)	Input Current at 230V (A)	Input Power (W)
<b>MBDLLED200PRO</b>	<b>530.2 x 530.2 x 68.4</b>	<b>4.25</b>	<b>5.45</b>	<b>0.96</b>	<b>200</b>

Supply Voltage (V)	Supply Frequency (Hz)	Power Factor	IP Rating	Life Span (hours)	Light Angle (°)	Working Temperature (°C)
<b>230</b>	<b>50/60</b>	<b><math>\geq 0.95</math></b>	<b>IP65</b>	<b>&gt; 50,000</b>	<b>120°</b>	<b>-10 to +40</b>

## Graphs & Charts



Discover the full DAYLIGHT LED Range:

[www.growwithdaylight.co.uk](http://www.growwithdaylight.co.uk)

60W (Far Red, UVA, UVA and B), 100W, 200W, 200W PRO, 300W, 300W PRO  
480W, 480W PRO, 660W, 660W PRO, 1030W & 1030W PRO